

# COMPSCI 514: Algorithms for Data Science

---

Cameron Musco

University of Massachusetts Amherst. Fall 2022.

Lecture 7

# Quiz

- Average time spent on homework: median 15 hours, mean 23 hours.
- 8 people worked alone, 48 worked together, 48 split up questions or did some mix.

# Quiz

- Average time spent on homework: median 15 hours, mean 23 hours.
- 8 people worked alone, 48 worked together, 48 split up questions or did some mix.

?  
+ points

$X = \{X_i\}$

$X_i \in [0, 5]$   
 $X_i \in [-5, 5]$

$\mathbf{X}$  is the sum of independent random variables  $\mathbf{X}_1, \dots, \mathbf{X}_n$ , each with mean  $\mu_i$  and variance  $\sigma_i$ . Each  $\mathbf{X}_i$  takes on values in the range  $[-5, 5]$ .

Which of the following concentration bounds can you apply to show that  $\mathbf{X}$  lies close to its expectation with good probability? Check all that apply.

Select one or more:

- a. Markov's inequality.
- b. Chebyshev's inequality.
- c. Bernstein's inequality.
- d. Chernoff bound.

$\mathbb{E}X$   $X \geq 0$   
 $\mathbb{E}X$   $\frac{\text{Var}(X)}{\mathbb{E}X}$   
 $X_i \in [m, m]$   
 $X_i \in [0, 1]$

Check

Question 2

Not complete

Points out of 1.00

Flag question

Edit question

# Summary

Last Class:

*Bernstein  
- Chernoff*

- Finish up exponential concentration bounds. Application to max load in hashing/load balancing.
- Bloom filters for storing a set with a small false positive rate.

# Summary

## Last Class:

- Finish up exponential concentration bounds. Application to max load in hashing/load balancing.
- Bloom filters for storing a set with a small false positive rate.

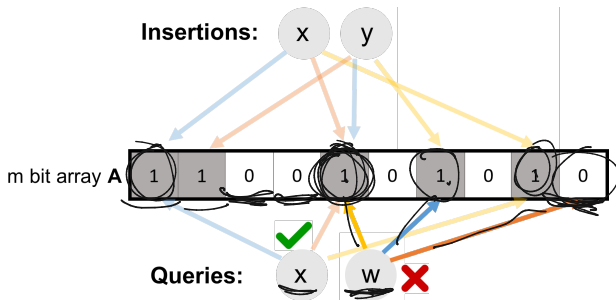
## This Class:

- Finish up Bloom Filter Analysis.
- Start on streaming algorithms
- The distinct items problem via random hashing.

# Bloom Filters

Chose  $k$  independent random hash functions  $h_1, \dots, h_k$  mapping the universe of elements  $U \rightarrow [m]$ .

- Maintain an array  $A$  containing  $m$  bits, all initially 0.
- $insert(x)$ : set all bits  $A[h_1(x)] = \dots = A[h_k(x)] := 1$ .
- $query(x)$ : return 1 only if  $A[h_1(x)] = \dots = A[h_k(x)] = 1$ .



No false negatives. False positives more likely with more insertions.

# Analysis

How does the false positive rate  $\delta$  depend on  $m$ ,  $k$ , and the number of items inserted?

**Step 1:** What is the probability that after inserting  $n$  elements, the  $i^{\text{th}}$  bit of the array  $A$  is still 0?  $n \times k$  total hashes must not hit bit  $i$ .

$$\Pr(A[i] = 0) = \left(1 - \frac{1}{m}\right)^{kn}$$

$n$ : total number items in filter,  $m$ : number of bits in filter,  $k$ : number of random hash functions,  $h_1, \dots, h_k$ : hash functions,  $A$ : bit array,  $\delta$ : false positive rate.

# Analysis

How does the false positive rate  $\delta$  depend on  $m$ ,  $k$ , and the number of items inserted?

**Step 1:** What is the probability that after inserting  $n$  elements, the  $i^{\text{th}}$  bit of the array  $A$  is still 0?  $n \times k$  total hashes must not hit bit  $i$ .

lim  $m \rightarrow \infty$

$$\Pr(A[i] = 0) = \left(1 - \frac{1}{m}\right)^{kn} \approx \frac{e^{-\frac{kn}{m}}}{e^{-1}}$$
$$\lim_{m \rightarrow \infty} \left(1 - \frac{1}{m}\right)^m = e^{-1}$$

$$\left(1 - \frac{1}{m}\right)^m \stackrel{3/5}{\approx} e^{-1}$$
$$\left(e^{-1}\right)^{kn/m}$$

$n$ : total number items in filter,  $m$ : number of bits in filter,  $k$ : number of random hash functions,  $h_1, \dots, h_k$ : hash functions,  $A$ : bit array,  $\delta$ : false positive rate.



# Analysis

How does the false positive rate  $\delta$  depend on  $m$ ,  $k$ , and the number of items inserted?

**Step 1:** What is the probability that after inserting  $n$  elements, the  $i^{\text{th}}$  bit of the array  $A$  is still 0?  $n \times k$  total hashes must not hit bit  $i$ .

$$\Pr(A[i] = 0) = \left(1 - \frac{1}{m}\right)^{kn} \approx e^{-\frac{kn}{m}}$$

**Step 2:** What is the probability that querying a new item  $w$  gives a false positive?

$n$ : total number items in filter,  $m$ : number of bits in filter,  $k$ : number of random hash functions,  $\mathbf{h}_1, \dots, \mathbf{h}_k$ : hash functions,  $A$ : bit array,  $\delta$ : false positive rate.

# Analysis

How does the false positive rate  $\delta$  depend on  $m$ ,  $k$ , and the number of items inserted?

**Step 1:** What is the probability that after inserting  $n$  elements, the  $i^{\text{th}}$  bit of the array  $A$  is still 0?  $n \times k$  total hashes must not hit bit  $i$ .

$$\Pr(A[i] = 0) = \left(1 - \frac{1}{m}\right)^{kn} \approx e^{-\frac{kn}{m}}$$

**Step 2:** What is the probability that querying a new item  $w$  gives a false positive?

$$\begin{aligned} \Pr(A[\mathbf{h}_1(w)] = \dots = A[\mathbf{h}_k(w)] = 1) \\ = \Pr(A[\mathbf{h}_1(w)] = 1) \times \dots \times \Pr(A[\mathbf{h}_k(w)] = 1) \\ = \left(1 - e^{-\frac{k}{m}}\right)^k \end{aligned}$$

$n$ : total number items in filter,  $m$ : number of bits in filter,  $k$ : number of random hash functions,  $\mathbf{h}_1, \dots, \mathbf{h}_k$ : hash functions,  $A$ : bit array,  $\delta$ : false positive rate.

# Analysis

How does the false positive rate  $\delta$  depend on  $m$ ,  $k$ , and the number of items inserted?

**Step 1:** What is the probability that after inserting  $n$  elements, the  $i^{\text{th}}$  bit of the array  $A$  is still 0?  $n \times k$  total hashes must not hit bit  $i$ .

$$\Pr(A[i] = 0) = \left(1 - \frac{1}{m}\right)^{kn} \approx e^{-\frac{kn}{m}}$$

**Step 2:** What is the probability that querying a new item  $w$  gives a false positive?

$$\begin{aligned}\Pr(A[\mathbf{h}_1(w)] = \dots = A[\mathbf{h}_k(w)] = 1) \\ &= \Pr(A[\mathbf{h}_1(w)] = 1) \times \dots \times \Pr(A[\mathbf{h}_k(w)] = 1) \\ &= \left(1 - e^{-\frac{kn}{m}}\right)^k\end{aligned}$$

$n$ : total number items in filter,  $m$ : number of bits in filter,  $k$ : number of random hash functions,  $\mathbf{h}_1, \dots, \mathbf{h}_k$ : hash functions,  $A$ : bit array,  $\delta$ : false positive rate.

# Analysis

How does the false positive rate  $\delta$  depend on  $m$ ,  $k$ , and the number of items inserted?

**Step 1:** What is the probability that after inserting  $n$  elements, the  $i^{\text{th}}$  bit of the array  $A$  is still 0?  $n \times k$  total hashes must not hit bit  $i$ .

$$\Pr(A[i] = 0) = \left(1 - \frac{1}{m}\right)^{kn} \approx e^{-\frac{kn}{m}}$$

$h_1(x)$   
 $h_2(x)$   
 $\{1, \dots, ?\}$

**Step 2:** What is the probability that querying a new item  $w$  gives a false positive?  $\Pr(A(z)=0)$

$$\begin{aligned} \Pr(A[h_1(w)] = \dots = A[h_k(w)] = 1) \\ &= \Pr(A[h_1(w)] = 1) \times \dots \times \Pr(A[h_k(w)] = 1) \\ &= \left(1 - e^{-\frac{kn}{m}}\right)^k \end{aligned}$$

**Actually Incorrect!**

$\Pr(A(z)=0 | A(i)=1)$   
 $= \frac{1}{2}$

$n$ : total number items in filter,  $m$ : number of bits in filter,  $k$ : number of random hash functions,  $h_1, \dots, h_k$ : hash functions,  $A$ : bit array,  $\delta$ : false positive rate.

# Analysis

How does the false positive rate  $\delta$  depend on  $m$ ,  $k$ , and the number of items inserted?


**Step 1:** What is the probability that after inserting  $n$  elements, the  $i^{\text{th}}$  bit of the array  $A$  is still 0?  $n \times k$  total hashes must not hit bit  $i$ .

$$\Pr(A[i] = 0) = \left(1 - \frac{1}{m}\right)^{kn} \approx e^{-\frac{kn}{m}}$$

**Step 2:** What is the probability that querying a new item  $w$  gives a false positive?

$$\begin{aligned}\Pr(A[\mathbf{h}_1(w)] = \dots = A[\mathbf{h}_k(w)] = 1) \\ &= \Pr(A[\mathbf{h}_1(w)] = 1) \times \dots \times \Pr(A[\mathbf{h}_k(w)] = 1) \\ &= \left(1 - e^{-\frac{kn}{m}}\right)^k\end{aligned}$$

**Actually Incorrect!** Dependent events.



$n$ : total number items in filter,  $m$ : number of bits in filter,  $k$ : number of random hash functions,  $\mathbf{h}_1, \dots, \mathbf{h}_k$ : hash functions,  $A$ : bit array,  $\delta$ : false positive rate.

## Correct Analysis Sketch

**Step 1:** To avoid dependence issues, condition on the event that the  $A$  has  $t$  zeros in it after  $n$  insertions, for some  $t \leq m$ . For a non-inserted element  $w$ , after conditioning on this event we correctly have:

$$\begin{aligned}\Pr(A[\mathbf{h}_1(w)] = 1) &= \dots = \Pr(A[\mathbf{h}_k(w)] = 1) \\ &= \Pr(A[\mathbf{h}_1(w)] = 1) \times \dots \times \Pr(A[\mathbf{h}_k(w)] = 1).\end{aligned}$$

I.e., the events  $A[\mathbf{h}_1(w)] = 1, \dots, A[\mathbf{h}_k(w)] = 1$  are independent conditioned on the number of bits set in  $A$ . **Why?**

- Conditioned on this event, for any  $j$ , since  $\mathbf{h}_j$  is a fully random hash function,  $\Pr(A[\mathbf{h}_j(w)] = 1) = 1 - \frac{t}{m}$ .
- Thus conditioned on this event, the false positive rate is  $(1 - \frac{t}{m})^k$ .
- It remains to show that  $\frac{t}{m} \approx e^{-\frac{kn}{m}}$  with high probability. We already have that  $\mathbb{E}[\frac{t}{m}] = \frac{1}{m} \sum_{i=1}^m \Pr(A[i] = 0) \approx e^{-\frac{kn}{m}}$ .

## Correct Analysis Sketch

Need to show that the number of zeros  $t$  in  $A$  after  $n$  insertions is bounded by  $O\left(e^{-\frac{kn}{m}}\right)$  with high probability.

Can apply Theorem 2 of:

<http://cglab.ca/~morin/publications/ds/bloom-submitted.pdf>

## False Positive Rate

False Positive Rate: with  $m$  bits of storage,  $k$  hash functions, and  $n$  items inserted  $\delta \approx \left(1 - e^{-\frac{kn}{m}}\right)^k$ .

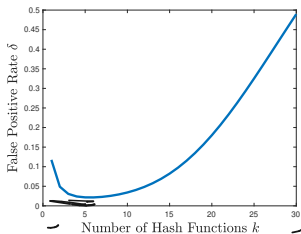


## False Positive Rate

**False Positive Rate:** with  $m$  bits of storage,  $k$  hash functions, and  $n$  items inserted  $\delta \approx \left(1 - e^{-\frac{kn}{m}}\right)^k$ . How should we set  $k$  to minimize the FPR given a fixed amount of space  $m$ ?

# False Positive Rate

**False Positive Rate:** with  $m$  bits of storage,  $k$  hash functions, and  $n$  items inserted  $\delta \approx \left(1 - e^{-\frac{kn}{m}}\right)^k$ . How should we set  $k$  to minimize the FPR given a fixed amount of space  $m$ ?

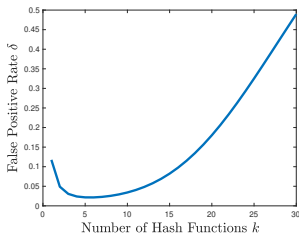


$\left[ \begin{array}{cccccc} 0 & 1 & 1 & 0 & 1 & 0 & 1 & 1 & 1 \end{array} \right]$   
 $\left[ \begin{array}{cccccc} 0 & 1 & 0 & 1 & 0 & 1 & 0 & 1 \end{array} \right]$

# False Positive Rate

False Positive Rate: with  $m$  bits of storage,  $k$  hash functions, and  $n$  items inserted  $\delta \approx \left(1 - e^{-\frac{kn}{m}}\right)^k$ . How should we set  $k$  to minimize the FPR given a fixed amount of space  $m$ ?

$$1 - e^{-\ln 2} = \frac{1}{2}$$



$$1 - e^{-\ln 2 \frac{n}{m}} = \frac{1}{2}$$
$$\left(\frac{1}{2}\right)^k$$

- Can differentiate to show optimal number of hashes is  $k = (\ln 2) \cdot \frac{m}{n}$ .
- Balances filling up the array vs. having enough hashes so that even when the array is pretty full, a new item is unlikely to yield a false positive.

# False Positive Rate

**False Positive Rate:** with  $m$  bits of storage,  $k$  hash functions, and  $n$  items inserted  $\delta \approx \left(1 - e^{-\frac{kn}{m}}\right)^k$ .

Movies

	5			1	4				
Users		3						5	
					4				
			5						5
		1			2				

1 billion

- Say we have 100 million users, each who have rated 10 movies.
- $n = 10^9$  =  $n$  (user,movie) pairs with non-empty ratings.

# False Positive Rate

**False Positive Rate:** with  $m$  bits of storage,  $k$  hash functions, and  $n$  items inserted  $\delta \approx \left(1 - e^{-\frac{kn}{m}}\right)^k$ .

Movies

	5			1	4				
Users		3						5	
					4				
			5						5
		1			2				

- Say we have 100 million users, each who have rated 10 movies.
- $n = 10^9 = n$  (user,movie) pairs with non-empty ratings.
- Allocate  ~~$m$~~   $m = 8n = 8 \times 10^9$  bits for a Bloom filter (1 GB).

# False Positive Rate

**False Positive Rate:** with  $m$  bits of storage,  $k$  hash functions, and  $n$  items inserted  $\delta \approx \left(1 - e^{-\frac{kn}{m}}\right)^k$ .

Movies

	5			1	4				
		3						5	
Users					4				
		5							5
	1			2					

- Say we have 100 million users, each who have rated 10 movies.
- $n = 10^9 = n$  (user,movie) pairs with non-empty ratings.
- Allocate  $m = 8n = 8 \times 10^9$  bits for a Bloom filter (1 GB).
- Set  $k = \underline{\ln 2} \cdot \underline{\frac{m}{n}} = 5.54 \approx 6$ .

# False Positive Rate

**False Positive Rate:** with  $m$  bits of storage,  $k$  hash functions, and  $n$  items inserted  $\delta \approx \left(1 - e^{-\frac{kn}{m}}\right)^k$ .

1000 GB  
1 kb

Movies

	5			1	4				
Users		3						5	
					4				
		5							5
	1			2					

- Say we have 100 million users, each who have rated 10 movies.
- $n = 10^9 = n$  (user,movie) pairs with non-empty ratings.
- Allocate  $m = 8n = 8 \times 10^9$  bits for a Bloom filter (1 GB).
- Set  $k = \ln 2 \cdot \frac{m}{n} = 5.54 \approx 6$ .
- False positive rate is  $\approx \left(1 - e^{-k \cdot \frac{n}{m}}\right)^k \approx \frac{1}{2^k} \approx \frac{1}{2^{5.54}} = .021$ .

# Bloom Filter Note

An observation about Bloom filter space complexity:

$$\text{False Positive Rate: } \delta \approx \left(1 - e^{-\frac{kn}{m}}\right)^k.$$

For an  $m$ -bit bloom filter holding  $n$  items, optimal number of hash functions  $k$  is:  $k = \ln 2 \cdot \frac{m}{n}$ .



# Bloom Filter Note

An observation about Bloom filter space complexity:

$$\text{False Positive Rate: } \delta \approx \left(1 - e^{-\frac{kn}{m}}\right)^k.$$

For an  $m$ -bit bloom filter holding  $n$  items, optimal number of hash functions  $k$  is:  $\underline{k = \ln 2 \cdot \frac{m}{n}}$ .

**Think Pair Share:** If we want a false positive rate  $< \frac{1}{2}$  how big does  $\underline{m}$  need to be in comparison to  $n$ ?

$m = O(\log n)$ ,  $m = O(\sqrt{n})$ ,  $\boxed{m = O(n)}$ ,  $m = O(n^2)$ ?  
*a few*

$$\text{FPR} \leq \frac{1}{2}$$

$$\underline{k \geq 1}$$

$$m = O(n \log(1/\delta))$$

$$\text{so } km \geq \frac{n}{\ln 2}$$

$$\ln 2 \cdot \frac{m}{n} \geq 1$$

# Bloom Filter Note

An observation about Bloom filter space complexity:

$$\text{False Positive Rate: } \delta \approx \left(1 - e^{-\frac{kn}{m}}\right)^k.$$

For an  $m$ -bit bloom filter holding  $n$  items, optimal number of hash functions  $k$  is:  $k = \ln 2 \cdot \frac{m}{n}$ .

**Think Pair Share:** If we want a false positive rate  $< \frac{1}{2}$  how big does  $m$  need to be in comparison to  $n$ ?

$$m = O(\log n), \quad m = O(\sqrt{n}), \quad m = O(n), \quad m = O(n^2)?$$

If  $m = \frac{n}{\ln 2}$ , optimal  $k = 1$ , and failure rate is:

$$\delta = \left(1 - e^{-\frac{n/\ln 2}{n}}\right)^1 = \left(1 - \frac{1}{2}\right)^1 = \frac{1}{2}.$$

# Bloom Filter Note

An observation about Bloom filter space complexity:

$$\text{False Positive Rate: } \delta \approx \left(1 - e^{-\frac{kn}{m}}\right)^k.$$

For an  $m$ -bit bloom filter holding  $n$  items, optimal number of hash functions  $k$  is:  $k = \ln 2 \cdot \frac{m}{n}$ .

**Think Pair Share:** If we want a false positive rate  $< \frac{1}{2}$  how big does  $m$  need to be in comparison to  $n$ ?

$$m = O(\log n), \quad m = O(\sqrt{n}), \quad m = O(n), \quad m = O(n^2)?$$

If  $m = \frac{n}{\ln 2}$ , optimal  $k = 1$ , and failure rate is:

$$\delta = \left(1 - e^{-\frac{n/\ln 2}{n}}\right)^1 = \left(1 - \frac{1}{2}\right)^1 = \frac{1}{2}.$$

I.e., storing  $n$  items in a bloom filter requires  $O(n)$  space. So what's the point? Truly  $O(n)$  bits, rather than  $O(n \cdot \text{item size})$ .

Questions on Bloom Filters?

# Streaming Algorithms

**Stream Processing:** Have a massive dataset  $X$  with  $n$  items  $x_1, x_2, \dots, x_n$  that arrive in a continuous stream. Not nearly enough space to store all the items (in a single location).

- Still want to analyze and learn from this data.
- Typically must compress the data on the fly, storing a data structure from which you can still learn useful information.
- Often the compression is randomized. E.g., bloom filters.
- Compared to traditional algorithm design, which focuses on minimizing **runtime**, the big question here is how much **space** is needed to answer queries of interest.



# Some Examples

- **Sensor data:** images from telescopes (15 terabytes per night from the Large Synoptic Survey Telescope), readings from seismometer arrays monitoring and predicting earthquake activity, traffic cameras and travel time sensors (Smart Cities), electrical grid monitoring.



## Some Examples

- **Sensor data:** images from telescopes (15 terabytes per night from the Large Synoptic Survey Telescope), readings from seismometer arrays monitoring and predicting earthquake activity, traffic cameras and travel time sensors (Smart Cities), electrical grid monitoring.
- **Internet Traffic:** 500 million Tweets per day, 5.6 billion Google searches, billions of ad-clicks and other logs from instrumented webpages, IPs routed by network switches, ...

# Some Examples

- **Sensor data:** images from telescopes (15 terabytes per night from the Large Synoptic Survey Telescope), readings from seismometer arrays monitoring and predicting earthquake activity, traffic cameras and travel time sensors (Smart Cities), electrical grid monitoring.
- **Internet Traffic:** 500 million Tweets per day, 5.6 billion Google searches, billions of ad-clicks and other logs from instrumented webpages, IPs routed by network switches, ...
- **Datasets in Machine Learning:** When training e.g. a neural network on a large dataset (ImageNet with 14 million images), the data is typically processed in a stream due to storage limitations.



## Some Examples

- **Sensor data:** images from telescopes (15 terabytes per night from the Large Synoptic Survey Telescope), readings from seismometer arrays monitoring and predicting earthquake activity, traffic cameras and travel time sensors (Smart Cities), electrical grid monitoring.
- **Internet Traffic:** 500 million Tweets per day, 5.6 billion Google searches, billions of ad-clicks and other logs from instrumented webpages, IPs routed by network switches, ...
- **Datasets in Machine Learning:** When training e.g. a neural network on a large dataset (ImageNet with 14 million images), the data is typically processed in a stream due to storage limitations.



# Distinct Elements

**Distinct Elements (Count-Distinct) Problem:** Given a stream  $x_1, \dots, x_n$ , estimate the number of distinct elements in the stream.

E.g.,

1, 5, 7, 5, 2, 1 → 4 distinct elements

# Distinct Elements

**Distinct Elements (Count-Distinct) Problem:** Given a stream  $x_1, \dots, x_n$ , estimate the number of distinct elements in the stream.

E.g.,

1, 5, 7, 5, 2, 1  $\rightarrow$  4 distinct elements

## Applications:

- Distinct IP addresses clicking on an ad or visiting a site.
- Distinct values in a database column (for estimating sizes of joins and group bys).
- Number of distinct search engine queries.
- Counting distinct motifs in large DNA sequences.

# Distinct Elements

**Distinct Elements (Count-Distinct) Problem:** Given a stream  $x_1, \dots, x_n$ , estimate the number of distinct elements in the stream.

E.g.,

1, 5, 7, 5, 2, 1  $\rightarrow$  4 distinct elements

## Applications:

- Distinct IP addresses clicking on an ad or visiting a site.
- Distinct values in a database column (for estimating sizes of joins and group bys).
- Number of distinct search engine queries.
- Counting distinct motifs in large DNA sequences.



Google Sawzall, Facebook Presto, Apache Drill, Twitter Algebird

## Hashing for Distinct Elements

**Distinct Elements (Count-Distinct) Problem:** Given a stream  $x_1, \dots, x_n$ , estimate the number of distinct elements.

# Hashing for Distinct Elements

**Distinct Elements (Count-Distinct) Problem:** Given a stream  $x_1, \dots, x_n$ , estimate the number of distinct elements.

**Min-Hashing for Distinct Elements (variant of Flajolet-Martin):**

- Let  $\mathbf{h} : U \rightarrow [0, 1]$  be a random hash function (with a real valued output)

$$h(x_i) = .56791$$

- $\underline{s := 1}$

- For  $i = 1, \dots, n$

- $\underline{s := \min(s, h(x_i))}$

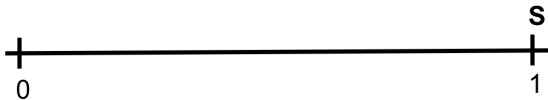
- Return  $\underline{\tilde{d} := \frac{1}{s} - 1}$

# Hashing for Distinct Elements

**Distinct Elements (Count-Distinct) Problem:** Given a stream  $x_1, \dots, x_n$ , estimate the number of distinct elements.

**Min-Hashing for Distinct Elements (variant of Flajolet-Martin):**

- Let  $h : U \rightarrow [0, 1]$  be a random hash function (with a real valued output)
- $s := 1$
- For  $i = 1, \dots, n$ 
  - $s := \min(s, h(x_i))$
- Return  $\tilde{d} = \frac{1}{s} - 1$

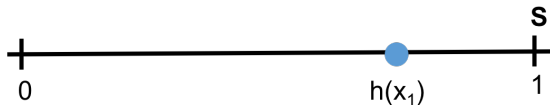


# Hashing for Distinct Elements

**Distinct Elements (Count-Distinct) Problem:** Given a stream  $x_1, \dots, x_n$ , estimate the number of distinct elements.

**Min-Hashing for Distinct Elements (variant of Flajolet-Martin):**

- Let  $h : U \rightarrow [0, 1]$  be a random hash function (with a real valued output)
- $s := 1$
- For  $i = 1, \dots, n$ 
  - $s := \min(s, h(x_i))$
- Return  $\tilde{d} = \frac{1}{s} - 1$



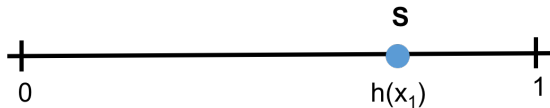


# Hashing for Distinct Elements

**Distinct Elements (Count-Distinct) Problem:** Given a stream  $x_1, \dots, x_n$ , estimate the number of distinct elements.

**Min-Hashing for Distinct Elements (variant of Flajolet-Martin):**

- Let  $h : U \rightarrow [0, 1]$  be a random hash function (with a real valued output)
- $s := 1$
- For  $i = 1, \dots, n$ 
  - $s := \min(s, h(x_i))$
- Return  $\tilde{d} = \frac{1}{s} - 1$

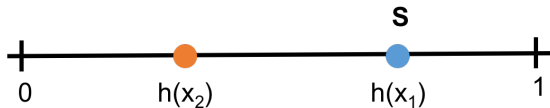


# Hashing for Distinct Elements

**Distinct Elements (Count-Distinct) Problem:** Given a stream  $x_1, \dots, x_n$ , estimate the number of distinct elements.

**Min-Hashing for Distinct Elements (variant of Flajolet-Martin):**

- Let  $h : U \rightarrow [0, 1]$  be a random hash function (with a real valued output)
- $s := 1$
- For  $i = 1, \dots, n$ 
  - $s := \min(s, h(x_i))$
- Return  $\tilde{d} = \frac{1}{s} - 1$




# Hashing for Distinct Elements

**Distinct Elements (Count-Distinct) Problem:** Given a stream  $x_1, \dots, x_n$ , estimate the number of distinct elements.

**Min-Hashing for Distinct Elements (variant of Flajolet-Martin):**

- Let  $h : U \rightarrow [0, 1]$  be a random hash function (with a real valued output)
- $s := 1$
- For  $i = 1, \dots, n$ 
  - $s := \min(s, h(x_i))$
- Return  $\tilde{d} = \frac{1}{s} - 1$




# Hashing for Distinct Elements

**Distinct Elements (Count-Distinct) Problem:** Given a stream  $x_1, \dots, x_n$ , estimate the number of distinct elements.

**Min-Hashing for Distinct Elements (variant of Flajolet-Martin):**

- Let  $h : U \rightarrow [0, 1]$  be a random hash function (with a real valued output)
- $s := 1$
- For  $i = 1, \dots, n$ 
  - $s := \min(s, h(x_i))$
- Return  $\tilde{d} = \frac{1}{s} - 1$

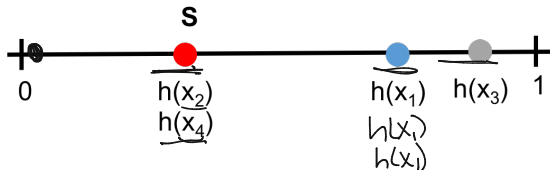


# Hashing for Distinct Elements

**Distinct Elements (Count-Distinct) Problem:** Given a stream  $x_1, \dots, x_n$ , estimate the number of distinct elements.

**Min-Hashing for Distinct Elements (variant of Flajolet-Martin):**

- Let  $h : U \rightarrow [0, 1]$  be a random hash function (with a real valued output)
- $s := 1$
- For  $i = 1, \dots, n$ 
  - $s := \min(s, h(x_i))$
- Return  $\tilde{d} = \frac{1}{s} - 1$

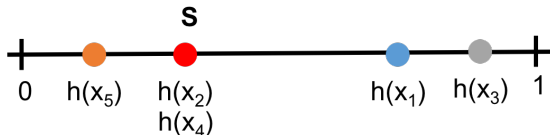


# Hashing for Distinct Elements

**Distinct Elements (Count-Distinct) Problem:** Given a stream  $x_1, \dots, x_n$ , estimate the number of distinct elements.

**Min-Hashing for Distinct Elements (variant of Flajolet-Martin):**

- Let  $h : U \rightarrow [0, 1]$  be a random hash function (with a real valued output)
- $s := 1$
- For  $i = 1, \dots, n$ 
  - $s := \min(s, h(x_i))$
- Return  $\tilde{d} = \frac{1}{s} - 1$



# Hashing for Distinct Elements

**Distinct Elements (Count-Distinct) Problem:** Given a stream  $x_1, \dots, x_n$ , estimate the number of distinct elements.

**Min-Hashing for Distinct Elements (variant of Flajolet-Martin):**

- Let  $h : U \rightarrow [0, 1]$  be a random hash function (with a real valued output)
- $s := 1$
- For  $i = 1, \dots, n$ 
  - $s := \min(s, h(x_i))$
- Return  $\tilde{d} = \frac{1}{s} - 1$

