

Automatic Heap Sizing: Taking Real Memory Into Account

Ting Yang Matthew Hertz Emery D. Berger Scott F. Kaplan[†] J. Eliot B. Moss
tingy@cs.umass.edu hertz@cs.umass.edu emery@cs.umass.edu sfkaplan@cs.amherst.edu moss@cs.umass.edu

Department of Computer Science †Department of Computer Science
University of Massachusetts Amherst College
Amherst, MA 01003 Amherst, MA 01002-5000

ABSTRACT

Heap size has a huge impact on the performance of garbage collected applications. A heap that barely meets the application's needs causes excessive GC overhead, while a heap that exceeds physical memory induces paging. Choosing the best heap size *a priori* is impossible in multiprogrammed environments, where physical memory allocations to processes change constantly. We present an automatic heap-sizing algorithm applicable to different garbage collectors with only modest changes. It relies on an analytical model and on detailed information from the virtual memory manager. The model characterizes the relation between collection algorithm, heap size, and footprint. The virtual memory manager tracks recent reference behavior, reporting the current footprint and allocation to the collector. The collector uses those values as inputs to its model to compute a heap size that maximizes throughput while minimizing paging. We show that our adaptive heap sizing algorithm can substantially reduce running time over fixed-sized heaps.

Categories and Subject Descriptors

D.3.4 [Programming Languages]: Processors—*Memory management (garbage collection)*

General Terms

Design, Performance, Algorithms

Keywords

garbage collection, virtual memory, paging

1. INTRODUCTION

Java and C# have made garbage collection (GC) much more widely used. GC provides many advantages, but it also carries a potential liability: paging, a problem known for decades. Early on, Barnett devised a simple model of the relationship between GC and paging [6]. One of his

Permission to make digital or hard copies of all or part of this work for personal or classroom use is granted without fee provided that copies are not made or distributed for profit or commercial advantage and that copies bear this notice and the full citation on the first page. To copy otherwise, to republish, to post on servers or to redistribute to lists, requires prior specific permission and/or a fee.

ISMM'04, October 24–25, 2004, Vancouver, British Columbia, Canada.

Copyright 2004 ACM 1-58113-945-4/04/0010...\$5.00.

conclusions is that total performance depends on that of the swap device, thus showing that paging costs can dominate. An optimal policy is to control the size of the heap based on the amount of free memory. Moon observed that when the heap accessed by collection is larger than real memory, the collector spends most of its time *thrashing* [18]. Because disks are 5 to 6 orders of magnitude slower than RAM, even a little paging ruins performance. Thus we must hold essentially all of a process's pages—its *footprint*—in real memory to preserve performance.

The footprint of a collected process is largely determined by its *heap size*. A sufficiently small heap prevents paging during collection, but an overly small heap causes more frequent collections. Ideally, one should choose the *largest* heap size for which the *entire footprint is cached*. That size collects garbage often enough to keep the footprint from overflowing real memory, while minimizing collection time.

Unfortunately, from a single process's viewpoint, available real memory is not constant. In a multiprogrammed environment, the operating system's virtual memory manager (VMM) dynamically allocates memory to each process and to the file system cache. Thus space allocated to one process changes over time in response to *memory pressure*—the demand for memory space exhibited by the workload. Even in systems with large main memories, large file system caches induce memory pressure. Disk accesses caused by paging or misses in the file cache hurt system performance.

Contributions: We present here an automatic adaptive heap-sizing algorithm. Periodically, it obtains the current *real memory allocation* and *footprint* of the process from the VMM. It then adjusts the heap size so that the new footprint just fits in the allocation. It thus prevents paging during collection while minimizing time spent doing collection. To adjust the heap size effectively, the algorithm uses an analytical model to find how changes to the specific collector's heap size will affect its footprint. We have models for *semi-space* and *Appel* collectors, and show that the models give reliable predictions.

We also present the design of a VMM that gathers the data necessary to calculate the footprint our models need. This VMM tracks references only to less recently used (“cool”) pages. It dynamically adjusts the number of recently used (“hot”) pages, whose references it does not

track, to keep the added overhead below a target threshold. We show that a target threshold of only 1% gathers sufficient reference distribution information.

In exchange for this 1%, our algorithm selects heap sizes on the fly, reducing GC time and nearly eliminating paging. It reduces total time by up to 90% (typically by 10–40%). Our simulation results show, for a variety of benchmarks, using both *semi-space* and *Appel* collectors, that our algorithm selects good heap sizes for widely varying real memory allocations. Thus far we have developed models only for non-incremental, stop-the-world collection, but in future work hope to extend the approach to include incremental and concurrent collectors.

2. RELATED WORK

Heap sizing: Kim and Hsu examine the paging behavior of GC for the SPECjvm98 benchmarks [17]. They run each program with various heap sizes on a system with 32MB of RAM. They find that performance suffers when the heap does not fit in real memory, and that when the heap is larger than real memory it is often better to grow the heap than to collect. They conclude that there is an optimal heap size for each program for a given real memory. We agree, but choosing optimal sizes *a priori* does not work in the context of multiprogramming: available real memory changes dynamically.

The work most similar to ours is by Alonso and Appel, who also exploit VMM information to adjust the heap size [1]. Their collector periodically queries the VMM for the current amount of available memory, and adjusts the heap size in response. Our work differs from theirs in several key respects. While their approach shrinks the heap when memory pressure is high, they do not expand and thus reduce GC frequency when pressure is low. They also rely on standard interfaces to the VMM, which provide, at best, a coarse estimate of memory pressure. Our VMM algorithm, however, captures detailed reference information and provides reliable values.

Brecht et al. adapt Alonso and Appel’s approach to control heap growth. Rather than interact with the VMM, they offer ad hoc rules for two given memory sizes [10]. These sizes are *static*, so their technique works only if the application always has that specific amount of memory. Also, using the Boehm-Weiser mark-sweep collector [9], they cannot prevent paging by shrinking the heap.

Cooper et al. dynamically adjust the heap size of an Appel-style collector according to a given memory usage target [11]. If the target matches the amount of free memory, their approach adjusts the heap to make full use of it. Our work automatically identifies the target size using data from the VMM. Furthermore, our model captures the relation between footprint and heap size, making our approach more general.

There are several existing systems that adjust their heap size depending on the current environment. MMTk [8] and BEA JRockit [7] can, in response to the live data ratio or pause time, change their heap size using a set of pre-defined ratios. HotSpot [14] has the ability to adjust heap size with respect to pause time, throughput, and footprint limits given as command line arguments. Novell Netware Server 6 [19] polls the VMM every 10 seconds, and short-

ens its GC invocation interval to collect more frequently when memory pressure is high. All of these rely on pre-defined parameters or command-line arguments to adjust the heap size, making adaptation slow and inaccurate. Given our communication with the VMM and analytical model, our algorithm selects good heap sizes quickly and precisely controls the application footprint.

Virtual Memory Interfaces: Systems typically offer programs a way to communicate detailed information to the VMM, but expose very little in the other direction. Most UNIX-like systems support the `madvise` system call, by which applications may offer information about their reference behavior to the VMM. We know of no systems that expose more detailed information about an application’s virtual memory behavior beyond memory residency.¹ Our interface is even simpler: the VMM gives the program two values: its *footprint* (how much memory the program needs to avoid significant paging), and its *allocation* (real memory currently available). The collector uses these values to adjust heap size accordingly.

3. GC PAGING BEHAVIOR ANALYSIS

To build robust mechanisms for controlling paging behavior of collected applications it is important first to understand those behaviors. Hence we studied those behaviors by analyzing memory reference traces for a set of benchmarks, executed under each of several collectors, for a number of heap sizes. The goal was to reveal, for each collector, the regularities in the reference patterns and the relation between heap size and footprint.

Methodology overview: We instrument a version of Dynamic SimpleScalar (DSS) [13] to generate memory reference traces. We pre-process these with the SAD reference trace reduction algorithm [15, 16]. (SAD stands for Safely Allowed Drop, which we explain below.) For a given *reduction memory size* of m pages, SAD produces a substantially smaller trace that triggers the same exact sequence of faults for a simulated memory of at least m pages, managed with least-recently-used (LRU) replacement. SAD drops most references that hit in memories smaller than m , keeping only those needed to ensure that the LRU stack order is the same for pages in stack positions m and beyond. We then process the SAD-reduced traces with an LRU stack simulator to obtain the number of faults for all memory sizes no smaller than m pages. For this we extend SAD to handle `mmap` and `munmap` sensibly, which we describe briefly in Section 4.1 and in extensive detail in a separate technical report [22].

Application platform: We use Jikes RVM v2.0.3 [3, 2] built for PowerPC Linux as our Java platform. We optimized the system images to the highest optimization level and included all normal run-time system components in the images, to avoid run-time compilation of those components. The most cost-effective mode for running Jikes RVM uses its *adaptive* compilation system. Because the adaptive system uses time-driven sampling to invoke optimization, it is non-deterministic. We desire comparable deterministic executions to make our experiments repeatable, so we took compilation logs from seven runs of each

¹The POSIX `mincore` call reports whether pages are “in-core”.

benchmark using the adaptive system and, if a method was optimized in a majority of runs, direct the system to compile the method initially to the highest optimization level found in a majority of those logs where it was optimized. We call this the *pseudo-adaptive* system, and it indeed achieves the goals of determinism and high similarity to typical adaptive system runs.

Collectors: We evaluate three collectors: mark-sweep (MS), semi-space (SS), and generational copying collection in the style of Appel (Appel) [4]. MS is one of the original “Watson” collectors written at IBM. It allocates via segregated free lists and uses separate spaces and collection triggers for small and large objects (where “large” means larger than 2KB). SS and Appel come from the Garbage Collector Toolkit (GCTk) that was developed at the University of Massachusetts Amherst and contributed to the Jikes RVM open source repository. They do not have a separate space for large objects. SS is a straightforward copying collector that, when a semi-space (half of the heap) fills, collects the heap by copying reachable objects to the other semi-space. Appel adds a nursery, into which it allocates new objects. Nursery collections copy survivors into the current old-generation semi-space. If the space remaining is too small, Appel then does an old-generation semi-space collection. The new nursery size is always half the total heap size allowed, minus the space used in the old generation. Both SS and Appel allocate linearly in their allocation area.

Benchmarks: We use a representative selection of programs from SPECjvm98. We run these on their “large” (size 100) inputs. We also use `ipsixql`, an XML database program, and `pseudojbb`, which is the SPECjbb benchmark modified to perform a fixed number of iterations (thus making time and collector comparisons more meaningful).

3.1 Results and Analysis

We first consider the results for `jack` and `javac` under the SS collector. The results for the other benchmarks are strongly similar (the full set of graphs of faults and estimated GC and mutator times are available at <http://www.ali.cs.umass.edu/tingy/CRAMM/results/>). Figures 1(a) and 1(d) show the number of page faults for varying real memory allocations. Each curve comes from one simulation of the benchmark in question, at a particular fixed heap size. Note that the vertical scales are *logarithmic* and that the final drop in each curve happens in order of increasing heap size, i.e., the smallest heap size drops to zero page faults at the smallest allocation.

We see that each curve has three regions. At the smallest real memory sizes, we see extremely high paging. Curiously, larger *heap* sizes perform better for these small *real memory* sizes! This happens because most of the paging occurs during collection, and a larger heap size causes fewer collections, and thus less paging.

The second region of each curve is a broad, flat area representing substantial paging. For a range of real memory allocations, the program repeatedly allocates in the heap until the heap is full, and the collector then walks over most of the heap, copying reachable objects. Both steps are similar to looping over a large array, and require

an allocation equal to a semi-space to avoid paging. (Separating faults during collection and faults during mutator execution supports this conclusion.)

Finally, the third region of each curve is a sharp drop in faults that occurs once the allocation is large enough to capture the “looping” behavior. The final drop occurs at an allocation that is nearly half the heap size plus a constant (about 30MB for `jack`). This regularity suggests that there is a base amount of memory needed for the Jikes RVM system and the application code, plus additional memory for a semi-space of the heap.

From this analysis we see that, for most memory sizes, collector faults dominate mutator (application) faults, and that mutator faults have a component that depends on heap size. This dependence results from the mutator’s allocation of objects in the heap between collections.

The behavior of MS strongly resembles that of SS, as shown in Figures 1(b) and 1(e). The final drop in these curves tends to occur at the heap size plus a constant, which is logical in that MS allocates to its heap size, and then collects. MS shows other plateaus, which we suspect have to do with there being some locality in each free list, but the paging experienced on even the lowest plateau gives a substantial increase in program running time. This shows that it is important to select a heap size whose final drop-off is contained by the current real memory allocation.

The curves for Appel (Figures 1(c) and 1(f)) are more complex than those for SS, but still show a consistent final drop in page faults at half the heap size plus a constant.

3.2 Proposed Heap Footprint Model

These results lead us to propose that the minimum real memory R required to run an application at heap size h without substantial paging is approximately $a \cdot h + b$, where a is a constant dependent on the collection algorithm (e.g., 1 for MS and 0.5 for SS and Appel) and b depends partly on Jikes RVM and partly on the application itself. The intuition behind the formula is this: an application repeatedly fills its available heap ($\frac{1}{2} \cdot h$ for Appel and SS; h for MS), and then, during a full heap collection, copies out of that heap the portion that is live (b).

In sum, we suggest that required real memory is a linear function of heap size. We now test this hypothesis using results derived from those already presented. In particular, suppose for a threshold value t , we desire that the estimated paging cost not exceed t times the application’s running time with no paging. For a given value of t , we can plot the minimum real memory allocation required across of a range of heap sizes such that the paging overhead does not exceed t . Note that the linear relationship between required real memory and heap size results from the garbage collector’s large, loop-like behavior and is independent of how the page fault overhead is charged. While in later experiments we charge 5×10^6 instructions for each hard fault, this only helps show the improvements our methods provide. For modern systems this page fault cost is very conservative, and real systems may benefit even more than we show in our simulated results.

Figure 2 shows, for `jack` and `javac` and the three

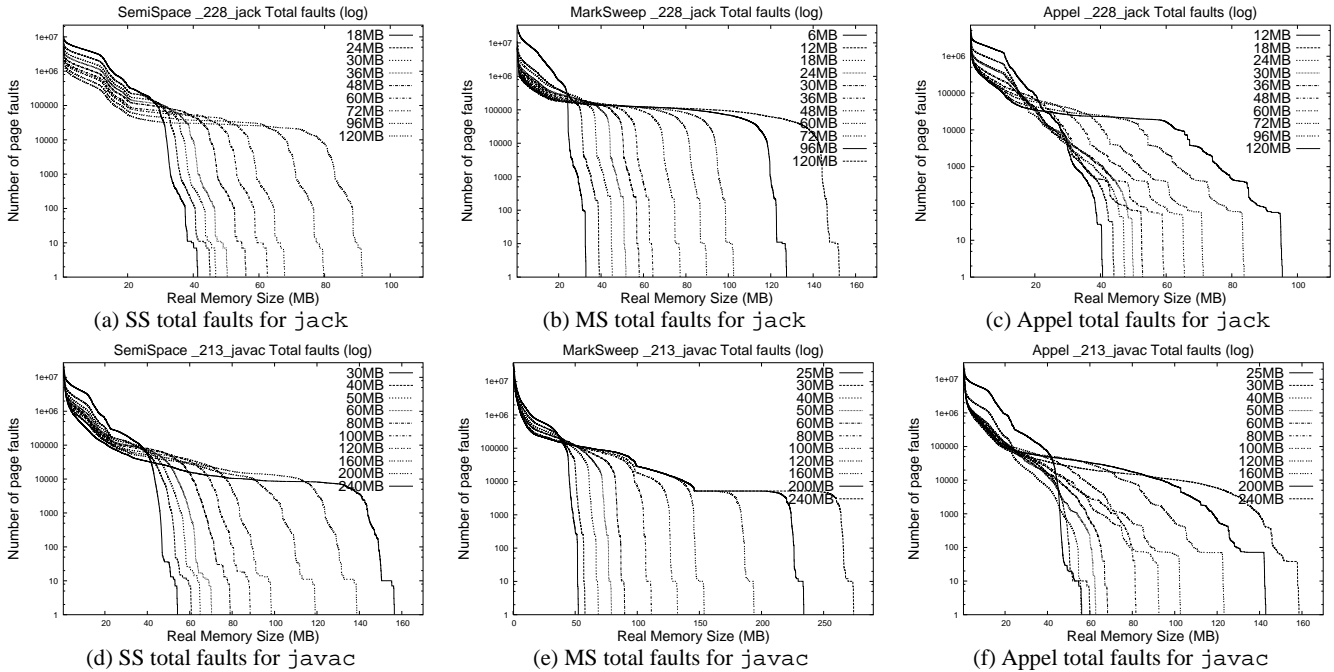


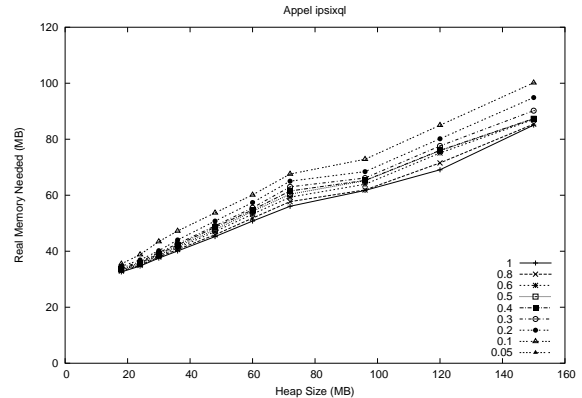
Figure 1: Page faults according to real memory size and heap size.

collectors, plots of the real memory allocation needed to keep paging costs within a threshold at varying heap sizes. We see that the linear model is excellent for MS and SS, and still good for Appel, across a large range of heap sizes and thresholds. The model is also relatively insensitive to the threshold value. The only deviation from our linear model is a “jump” within the Appel results. This occurs when Appel reaches the heap sizes where it performs only nursery collections and not full heap collections. On each side of this heap size, however, there are two distinct regimes that are both linear.

For some applications, our linear model does not hold as well. Figure 3 shows the results for `ipsixql` under Appel. For smaller threshold values the linear relationship is still strong, modulo the shift from some full collections to none in Appel. While we note that larger threshold values ultimately give substantially larger departures from linearity, users are most likely to choose small values for t in an attempt to avoid paging altogether. Only under extreme memory pressure would a larger value of t be desirable. The linear model appears to hold well enough for smaller t to consider using it to drive an adaptive heap-sizing mechanism.

4. DESIGN AND IMPLEMENTATION

Given the footprint and allocation for a process, the model described in Section 3.2 can help select a good heap size. To implement this idea, we modify two garbage collectors and the underlying virtual memory manager (VMM). Specifically, we change the VMM to collect information sufficient to calculate the footprint and to offer an interface to communicate this to the collectors, and we change the garbage collectors to adjust the heap size dynamically.



(a) Memory needed for `ipsixql` under Appel

Figure 3: Real memory required to obtain a given paging overhead for `ipsixql`.

We implement the modified collectors in Jikes RVM [3, 2], which we run on Dynamic SimpleScalar [13]. These are the same tools that generated the traces discussed in Section 3.2. We also enhance the VMM model within DSS to track and communicate the process footprint.

4.1 Emulating a Virtual Memory Manager

DSS is an instruction-level CPU simulator that emulates the execution of a process under PPC Linux. We first enhanced its emulation of the VMM to model more realistically the operation of a real system. Since our algorithm relies on a VMM that conveys both the current allocation and the current footprint to the garbage collector, it

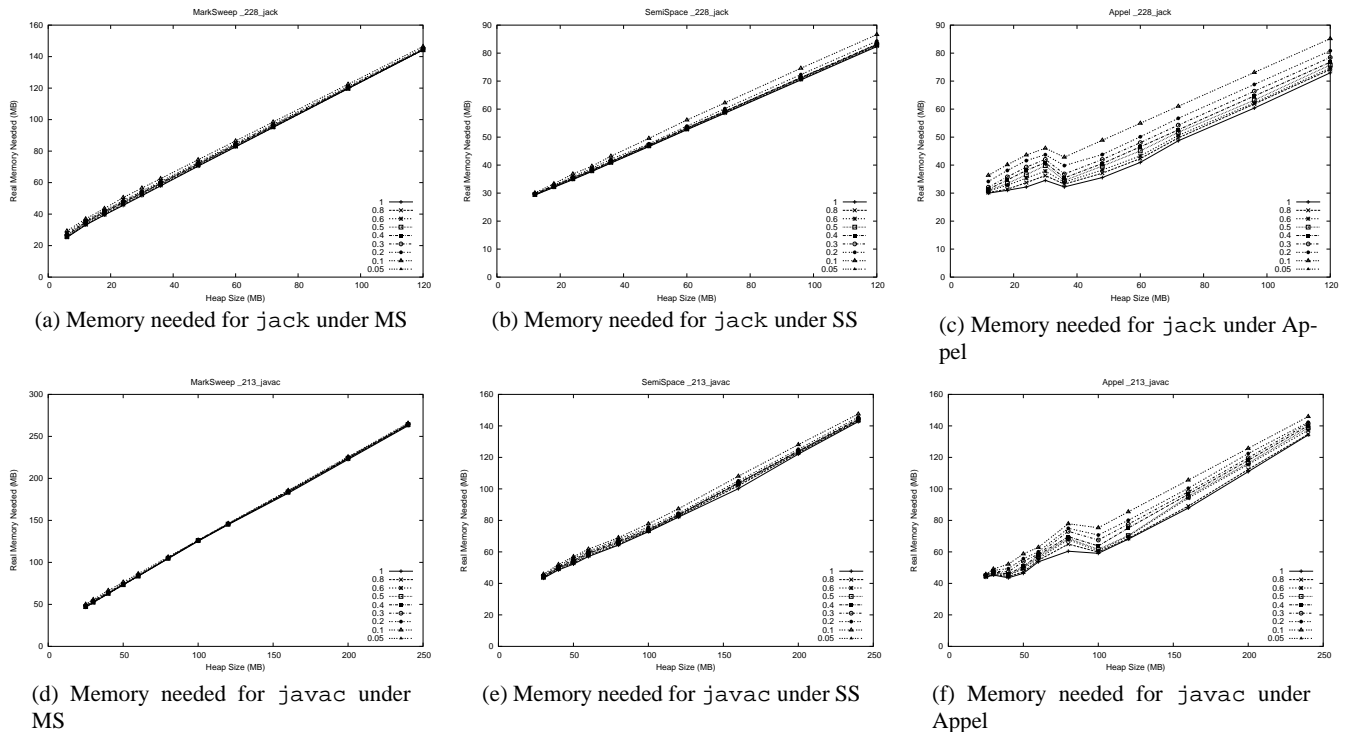


Figure 2: Real memory required across a range of heap sizes to obtain a given paging overhead.

is critical that the emulated VMM be sufficiently realistic to approximate the overheads imposed by our methods.

A low cost replacement policy: Our emulated VMM uses a SEGQ [5] structure to organize pages; that is, main memory is divided into two segments where the more recently used pages are placed in the first segment—a *hot set* of pages—while less recently used pages are in the second segment—the *cold set*. When a new page is faulted into main memory, it is placed in the first (hot) segment. If that segment is full, one page is moved into the second segment. If the second segment is full, a page is evicted to disk, thus becoming part of the *evicted set*.

For the hot set we use the CLOCK algorithm, a common, low-overhead algorithm that approximates LRU. It uses hardware reference bits to move pages into the cold set in approximate LRU order. Our model maintains 8 reference bits. As the CLOCK passes a particular page, we shift its byte of reference bits left by one position and *or* the hardware *referenced* bit into the low position of the byte. The rightmost *one* bit of the reference bits determines the relative age of the page. When we need to evict a hot set page to the cold set, we choose the page of oldest age that comes first after the current CLOCK pointer location. Eight reference bits provides nine age levels. These additional age levels enable us more accurately to adjust the *hot set* size as we describe in Section 4.2.

Using page protections, we can maintain cold set pages in order of their eviction from the hot set. When the program references a page in the cold set, the VMM restores the page’s permissions and moves it into the hot set, potentially forcing some other page out of the hot set and

into the cold set. Thus, the cold set behaves like a normal LRU queue.

We modify DSS to emulate both hardware reference bits and protected pages. Our emulated VMM uses these capabilities to implement our CLOCK/LRU SEGQ policy. For a given real memory size, it records the number of minor page faults on protected pages and the number of major page faults on non-resident pages. By later ascribing service times for minor and major fault handling, we can determine the running time spent in the VMM.

Handling unmapping: As was the case for the SAD and LRU algorithms, our VMM emulation needs to deal with mapping and unmapping pages. As the cold and evicted sets work essentially as one large LRU queue, we handle unmapped pages within these sets as we did for the LRU stack algorithm. Now suppose an unmap operation causes k pages in the hot set to be unmapped. Our strategy shrinks the hot set by k pages and puts k place holders at the head of the cold set. We then allow future faults from the cold or evicted sets to grow the hot set back to its target size. (The previously cited Web page gives details.)

4.2 Virtual Memory Footprint Calculations

Existing real VMMs lack capabilities critical for supporting our heap sizing algorithm. Specifically, they do not gather sufficient information to calculate the footprint of a process, and they lack a sufficient interface for interacting with our modified garbage collectors. We describe the modifications required to a VMM, which we applied to our emulated VMM, to add these capabilities.

We also modify our VMM to measure the current footprint of a process, where *footprint* is defined as the *smallest allocation whose page faulting will increase the total running time by more than a fraction t over the non-paging running time*.² When $t = 0$, the corresponding allocation may waste space caching pages that receive very little use. When t is small but non-zero, the corresponding allocation may be substantially smaller in comparison, and yet still yield only trivial amounts of paging, so we think non-zero thresholds lead to a more useful definition of *footprint*.

LRU histograms: To calculate the footprint, the VMM records an *LRU histogram* [20, 21]. For each reference to a page found at position i of the LRU queue for that process, we increment a count $H[i]$. This histogram allows the VMM to calculate the number of page faults that would occur for each possible real memory allocation to the process. The VMM computes the footprint as the allocation size where the number of faults is just below the number that would cause the running time to exceed the threshold t .

Maintaining a true LRU queue would impose too much overhead in a real VMM. Instead, our VMM uses the SEGQ structure described in Section 4.1 that approximates LRU at low cost. Under SEGQ, we maintain histogram counts only for references to pages in the cold and evicted sets. Such references incur a minor or major fault, respectively, and thus give the VMM an opportunity to increment the appropriate histogram entry. Since the hot set is much smaller than the footprint, the missing histogram information on the hot set does not harm the footprint calculation.

In order to avoid large space overheads, we group queue positions and their histogram entries together into *bins*. Specifically, we use one bin for each 64 pages (256KB given our page size of 4KB). This bin size is small enough to provide a sufficiently accurate footprint measurement while reducing the space overhead substantially.

Mutator vs. collector referencing: The mutator and garbage collector exhibit drastically different reference behaviors. Furthermore, when the heap size is changed, the reference pattern of the garbage collector itself will change, while the reference pattern of the mutator differs only slightly (and only from objects moving during collection).

Therefore, the VMM relies on notification from the collector as to when collection begins and when it ends. One histogram records the mutator’s reference pattern, and another histogram records the collector’s. When the heap size changes, we clear the collector’s histogram, since the previous histogram data no longer provides a meaningful projection of future memory needs.

When the VMM calculates the footprint of a process, it combines the counts from both histograms, thus incorporating the page faulting behavior of both phases.

²*Footprint* has sometimes been used to mean the total number of unique pages used by a process, and sometimes the memory size at which no page faulting occurs. Our definition is taken from this second meaning. We choose not to refer to it as a *working set* because that term has a larger number of poorly defined meanings.

Histogram decay: Since programs exhibit *phase behavior*, the VMM periodically applies an *exponential decay* to the histogram. Specifically, it multiplies each histogram entry by a decay factor $\alpha = \frac{63}{64}$, ensuring that older histogram data has diminishing influence on the footprint calculation. Previous research has shown that the decay factor is not a sensitive parameter when using LRU histograms to guide adaptive caching strategies [20, 21].

To ensure that the VMM rapidly decays the histogram during a phase change, we first must identify that a phase change is occurring. The VMM, therefore, maintains a *virtual memory clock* (this is distinct from, and should not be confused with, the clock of the CLOCK algorithm). A reference to a page in the evicted set advances the clock by 1 unit. A reference to a page in the cold set, whose position in the SEGQ system is i , advances the clock by $f(i)$. Assuming the hot set contains h pages and the cold set contains c pages, then $h < i \leq h + c$ and $f(i) = \frac{i-h}{c}$.³ The contribution of the reference to the clock’s advancement increases linearly from 0 to 1 as the position nears the end of the cold set, thus causing references to pages that are closer to eviction to advance the clock more rapidly.

Once the VMM clock advances $\frac{M}{16}$ units for an M -page allocation, the VMM decays the histogram. The larger the memory, the longer the decay period, since one must reference a larger number of previously cold or evicted pages to constitute a phase change.

Hot set size management: A typical VMM uses a large hot set to avoid minor faults. The cold set is used as a “last chance” for pages to be re-referenced before being evicted to disk. In our case, though, we want to maximize the useful information (LRU histogram) that we collect, so we want the hot set to be as *small* as possible, without causing undue overhead from minor faults. We thus set a target *minor fault overhead*, stated as a fraction of application running time, say 1% (a typical value we used). As we will describe, we periodically consider the overhead in the recent past. We calculate this overhead as the (simulated) time spent on minor faults since the last time we checked, divided by the total time since the last time we checked. For “time” we use the number of instructions simulated, assuming an approximate execution rate of 10^9 instructions/sec. We charge 2000 instructions (equivalent to $2\mu\text{s}$) per minor fault. If the overhead exceeds 1.5%, we increase the hot set size; if it is less than 0.5%, we decrease it (details in a moment). This simple adaptive mechanism worked quite well to keep the overhead within bounds, and the 1% value provided sufficient information for the rest of our mechanisms to work.

How do we add or remove pages from the hot set? We grow the hot set by k pages by moving the k hottest pages of the cold set into the hot set. To shrink the hot set, we run the CLOCK algorithm to evict pages from the hot set, but *without* updating the reference bits used by the CLOCK algorithm. In this way, the coldest pages in the

³If the cold set is large, the high frequency of references at lower queue positions may advance the clock too rapidly. Therefore, for a total allocation of M pages, we define $c' = \max(c, \frac{M}{2})$, $h' = \min(h, \frac{M}{2})$, and $f(i) = \frac{i-h'}{c'}$.

hot set (insofar as reference bits can specify age) end up at the head of cold set, with the most recently used nearer the front (i.e., in proper age order).

How do we trigger consideration of hot set size adjustment? To determine when to grow the hot set, we count what we call *hot set ticks*. We associate a weight with each LRU queue entry from positions $h + 1$ through $h + c$, weighting each position $w = (h + c + 1 - i)/c$. Thus, position $h + 1$ has weight 1 and $h + c + 1$ has weight 0. For each minor fault, we increment the hot set tick count by the weight of the position of the fault. When the tick count exceeds one-quarter of the size of the hot set (e.g., more than 25% turnover of the hot set), we trigger a size adjustment test. Note that the chosen weighting counts faults near the hot set boundary more than ones far from it. If we have a high overhead that we can fix with modest hot set growth, we will quickly find it; conversely, if we have many faults from the cold end of the cold set, we may be encountering a phase change and should not adjust the hot set size too eagerly.

To handle shrinking of the hot set, we consider the passage of (simulated) real time. If, upon handling a fault, we have not considered an adjustment within the past τ seconds, we trigger consideration. We use a τ of 16×10^6 instructions, or 16ms.

When we want to grow the hot set, how do we compute a new size? Using the current overhead, we determine the number of faults by which we exceeded our target overhead since the last time we considered adjusting the hot set size. We multiply this times the average hot-tick weight of minor faults since that time, namely *hot ticks / minor faults*; we call the resulting number N :

$$W = \text{hot ticks} / \text{minor faults}$$

$$\text{target faults} = (\Delta t \times 1\%) / 2000$$

$$N = W \times (\text{actual faults} - \text{target faults})$$

Multiplying by W avoids adjusting too eagerly. Using recent histogram counts for pages at the hot end of the cold set, we add pages to the hot set until we have added ones that account for N minor faults since the last time we considered adjusting the hot set size.

When we want to shrink the hot set, how do we compute a new size? In this case, we do not have histogram information, so we assume that (for changes that are not too big) the number of minor faults changes linearly with the number of pages removed from the hot set. Specifically, we compute a desired fractional change:

$$\text{fraction} = (\text{target faults} - \text{actual faults}) / \text{target faults}$$

Then, to be conservative, we reduce the hot set size by only 20% of this fraction:

$$\text{reduction} = \text{hot set size} \times \text{fraction} \times .20$$

In our simulations, we found this scheme works well.

VMM/GC interface: The collector and VMM communicate with system calls. The collector initiates communication at the beginning and ending of each collection. When the VMM receives a system call marking the

beginning of a collection, it switches from the mutator to the collector histogram. It returns no information to the collector at that time.

When the VMM receives a system call for the ending of a collection, it performs a number of tasks. First, it calculates the footprint of the process based on the histograms and the page fault threshold t . Second, it determines the current main memory allocation to the process. Third, it switches from the collector to the mutator histogram. Finally, it returns to the collector the footprint and allocation values. The collector may use these values to calculate a new heap size such that its footprint fits into the allocated space.

4.3 Adjusting Heap Size

In Section 3 we described the virtual memory behavior of the MS, SS, and Appel collectors in Jikes RVM. We now describe how we modify the SS and Appel collectors to adjust their heap size in response to available real memory and the application's measured footprint. (Note that MS, unless augmented with compaction, cannot readily shrink its heap. We must therefore drop it from further consideration.) We first consider the case where Jikes RVM starts with a requested heap size and then adjusts the heap size after each collection in response to the current footprint and available memory. This results in a scheme that adapts to changes in available memory during a run. We then augment this scheme with a first adjustment at startup, so we can account for the initial amount of available real memory. We first describe this mechanism for the Appel collector and then describe the far simpler mechanism for SS.

Basic adjustment scheme: We adjust the heap size after most garbage collections and thereby derive a new nursery size. We do not perform adjustments following small nursery collections, because the footprints computed from these collections are misleadingly small. We define "small" as a nursery less than 50% of the maximum amount we can allocate. We call this 50% constant the *nursery filter factor*.

We adjust differently after nursery and full heap collections. After a nursery collection, we compute the survival rate (bytes copied divided by size of from-space) from the completed collection. If this survival rate is greater than any survival rate yet seen, we estimate the footprint of the *next* full heap collection:

$$\text{eff} = \text{current footprint} + 2 \times \text{survival rate} \times \text{old space size}$$

where the *old space size* is its size *before* the nursery collection.⁴ We call this footprint the *estimated future footprint*, or *eff* for short. Because this calculation prevents over-eager growing of the heap after nursery collections, we do not modify the heap size when *eff* is less than available memory. Nursery collection footprints tend to be smaller than full heap collection footprints; hence our caution about using them to grow the heap.

⁴The factor $2 \times \text{survival rate}$ is intended to estimate the volume of old space data referenced and copied. It is optimistic about how densely packed the survivors are in from-space. A more conservative value is $1 + \text{survival rate}$.

When *eff* is greater than available memory, or following a full heap collection, we adjust the heap size as we now describe. We first estimate the slope of the footprint versus heap size curve (this corresponds to the slope of the curves in Figure 2). Generally, we use the footprint and heap size of the two most recent collections to determine this slope. After the first collection, however, we assume a slope of 2 (for $\Delta\text{heap size} / \Delta\text{footprint}$) since we have only one data point. If we are considering *growing* the heap, we then conservatively multiply the slope by $\frac{1}{2}$. We call this constant the *conservative factor* and use it to control how conservatively we should grow the heap. In Section 5, we provide sensitivity analyses for the *conservative* and *nursery filter factors*.

Using simple algebra, we compute the *target heap size* from the slope, current and old footprint, and old heap size (“old” refers to after the previous collection; “current” means after the current collection):

$$\text{old size} + \text{slope} \times (\text{current footprint} - \text{old footprint})$$

Startup heap size: The huge potential cost from paging during the first collection caused us to add a heap adjustment at program startup. Using the current available memory size supplied by the VMM, we compute the initial heap size as:

$$\text{Min}(\text{initial heap size}, 2 \times (\text{available} - 20\text{MB}))$$

Heap size adjustment for SS: SS uses the same adjustment *algorithms* as Appel. The critical difference is that, lacking a nursery, SS performs only full heap collections and adjusts its heap size accordingly.

5. EXPERIMENTAL EVALUATION

To test our algorithm we run the benchmarks from Section 3 using the same heap sizes as Section 3.2 and a selection of fixed main memory allocation sizes. We examine each parameter combination with both the standard garbage collectors (which use a static heap size) and our dynamic heap-sizing collectors. We select real memory allocations that reveal the effects of large heaps in small allocations and small heaps in large allocations. In particular, we try to evaluate the ability of our algorithm to grow *and* to shrink the heap, and to compare its performance to statically-sized collectors in both cases.

We compare the performance of collectors by measuring their estimated running time, derived from the number of instructions simulated. We simply charge a fixed number of instructions for each page fault to estimate total execution time. We further assume that writing back dirty pages can be done asynchronously so as to interfere minimally with application execution and paging. We ignore other operating system costs, such as application I/O requests. These modeling assumptions are reasonable because we are interested primarily in order-of-magnitude comparative performance estimates, not in precise absolute time estimates. The specific values we use assume that a processor achieves an average throughput of 1×10^9 instructions/sec and that a page fault stalls the application for 5ms, or 5×10^6 instructions. We also attribute 2,000 instructions to each soft page fault, i.e., $2\mu\text{s}$, as

mentioned in Section 4.2. For our adaptive semi-space collector, we use the threshold $t = 5\%$ for computing the footprint. For our adaptive Appel collector we use $t = 10\%$. (Appel completes in rather less time overall and since there are a number of essentially unavoidable page faults at the end of a run, 5% was unrealistic for Appel.)

5.1 Adaptive vs. Static Semi-space

Figure 4 shows the estimated running time of each benchmark for varying initial heap sizes under the SS collector. We see that for nearly every combination of benchmark and initial heap size, our adaptive collector changes to a heap size that performs at least as well as the static collector. The leftmost side of each curve shows initial heap sizes and corresponding footprints that do not consume the entire allocation. The static collector under-utilizes the available memory and performs frequent collections, hurting performance. Our adaptive collector grows the heap size to reduce the number of collections without incurring paging. At the smallest initial heap sizes, this adjustment reduces the running time by as much as 70%.

At slightly larger initial heap sizes, the static collector performs fewer collections as it better utilizes the available memory. On each plot, we see that there is an initial heap size that is ideal for the given benchmark and allocation. Here, the static collector performs well, while our adaptive collector often matches the static collector, but sometimes increases the running time a bit. Only *pseudobb* and *_209_db* experience this maladaptivity. We believe that fine tuning our adaptive algorithm will likely eliminate these few cases.

When the initial heap size becomes slightly larger than the ideal, the static collector’s performance worsens dramatically. This initial heap size yields a footprint that is slightly too large for the allocation. The resultant paging for the static allocator has a huge impact, slowing execution under the static allocator 5 to 10 fold. Meanwhile, the adaptive collector shrinks the heap size so that the allocation completely captures the footprint. By performing slightly more frequent collections, the adaptive collector consumes a modest amount of CPU time to avoid a significant amount of paging, thus reducing the running time by as much as 90%.

When the initial heap size grows even larger, the performance of the adaptive collector remains constant. However, the running time with the static collector decreases gradually. Since the heap size is larger, it performs fewer collections, and it is those collections and their poor reference locality that cause the excessive paging. As we observe in Section 3.1, if a static collector is going to use a heap size that causes paging, it is better off using an excessively large heap size.

Observe that for these larger initial heap sizes, even the adaptive allocator cannot match the performance achieved with the ideal heap size. This is because the adaptive collector’s initial heap sizing mechanism cannot make a perfect prediction, and the collector does not adjust to a better heap size until after the first full collection.

A detailed breakdown: Table 1 provides a breakdown of the running time shown in one of the graphs from Figure 4. Specifically, it provides results for the adaptive

and static semi-space collectors for varying initial heap sizes with `_213_javac`. It indicates, from left to right: the number of instructions executed (billions), the number of minor and major faults, the number of collections, the percentage of time spent handling minor faults, the number of major faults that occur within the first two collections with the adaptive collector, the number of collections before the adaptive collector learns (“warm-up”) sufficiently to find its final heap size, and the percentage of improvement in terms of estimated time.

We see that at small initial heap sizes, the adaptive collector adjusts the heap size to reduce the number of collections, and thus the number of instructions executed, without incurring paging. At large initial heap sizes, the adaptive mechanism dramatically reduces the major page faults. Our algorithm found its target heap size within two collections, and nearly all of the paging occurred during that “warm-up” time. Finally, it controlled the minor fault cost well, approaching but never exceeding 1%.

5.2 Adaptive vs. Static Appel

Figure 5 shows the estimated running time of each benchmark for varying initial heap sizes under the Appel collector. The results are qualitatively similar to those for the adaptive and static semi-space collectors. For all benchmarks, the adaptive collector gives significantly improved performance for large initial heap sizes that cause heavy paging with the static collector. It reduces running time by as much as 90%.

For about half of the benchmarks, the adaptive collector improves performance almost as dramatically for small initial heap sizes. However, for the other benchmarks, there is little or no improvement. The Appel algorithm uses frequent nursery collections, and less frequent full heap collections. For our shorter-lived benchmarks, the Appel collector incurs only 1 or 2 full heap collections. Therefore, by the time that the adaptive collector selects a better heap size, the execution ends.

Furthermore, our algorithm is more likely to be maladaptive when its only information is from nursery collections. Consider `_228_jack` at an initial heap size of 36MB. That heap size is sufficiently small that the static collector incurs no full heap collections. For the adaptive collector, the first several nursery collections create a footprint that is larger than the allocation, so the collector reduces the heap size. This heap size is small enough to force the collector to perform a full heap collection that references far more data than the nursery collections did. Therefore, the footprint suddenly grows far beyond the allocation and incurs heavy paging. The nursery collection leads the adaptive mechanism to predict an unrealistically small footprint for the select heap size.

Although the adaptive collector then chooses a much better heap size following the full heap collection, execution terminates before the system can realize any benefit. In general, processes with particularly short running times may incur the costs of having the adaptive mechanism find a good heap size, but not reap the benefits that follow. Unfortunately, most of these benchmarks have short running times that trigger only 1 or 2 full heap collections with pseudo-adaptive builds.

Parameter sensitivity: It is important, when adapting the heap size of an Appel collector, to filter out the misleading information produced during small nursery collections. Furthermore, because a maladaptive choice to grow the heap too aggressively may yield a large footprint and thus heavy paging, it is important to grow the heap conservatively. The algorithm described in Section 4.3 employs two parameters: the *conservative factor*, which controls how conservatively we grow the heap in response to changes in footprint or allocation, and the *nursery filter factor*, which controls which nursery collections to ignore.

We carried out a sensitivity test on these parameters. We tested all combinations of conservative factor values of {0.66, 0.50, 0.40} and nursery filter factor values of {0.25, 0.5, 0.75}. Figure 6 shows `javac` under the adaptive Appel collector for all nine combinations of these parameter values. Many of the data points in this plot overlap. Specifically, varying the conservative factor has no effect on the results. For the nursery filter factor, values of 0.25 and 0.5 yield identical results, while 0.75 produces slightly improved running times at middling to large initial heap sizes. The effect of these parameters is dominated by the performance improvement that the adaptivity provides over the static collector.

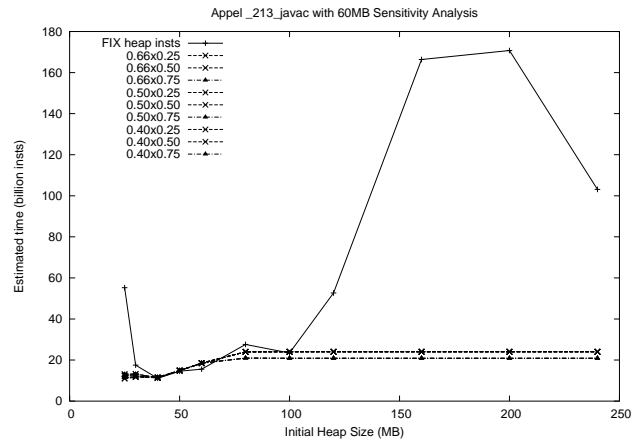


Figure 6: `_213_javac` under the Appel collectors given a 60MB initial heap size. We tested the adaptive collector with 9 different combinations of parameter settings, where the first number of each combination is the *conservative factor* and the second number is the *nursery filter factor*. The adaptive collector is not sensitive to the conservative factor, and is minimally sensitive to the nursery filter factor.

Dynamically changing allocations: The results presented so far show the performance of each collector for an unchanging allocation of real memory. Although the adaptive mechanism finds a good, final heap size within two full heap collections, it is important that the adaptive mechanism also quickly adjust to dynamic changes in allocation that occur mid-execution.

Figure 7 shows the result of running `_213_javac` with the static and adaptive Appel collectors using varying ini-

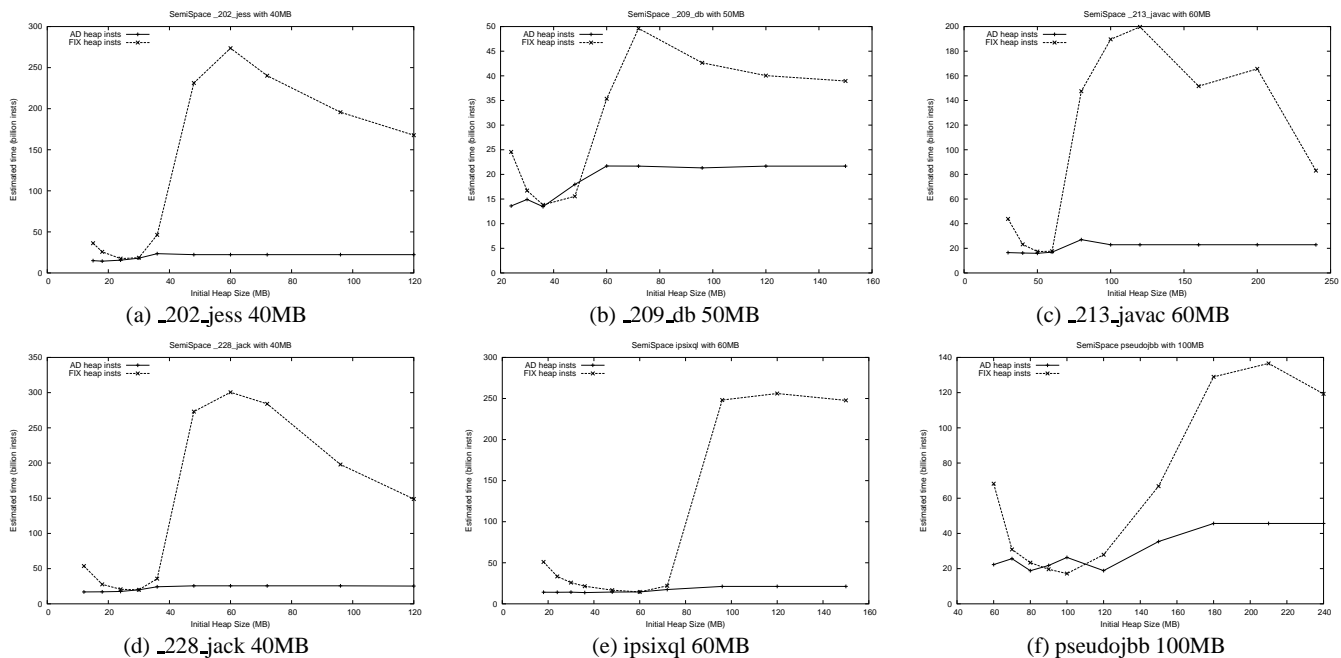


Figure 4: The estimated running time for the static and adaptive SS collectors for all benchmarks over a range of initial heap sizes.

Heap (MB)	Insts ($\times 10^9$)		Minor faults		Major faults		GCs		Minor fault cost		MF 2GC	W	Ratio Ad/Fix
	Ad	Fix	Ad	Fix	Ad	Fix	Ad	Fix	Ad	Fix			
30	15.068	42.660	210,611	591,028	207	0	15	62	0.95%	0.95%	0	2	62.28%
40	15.251	22.554	212,058	306,989	106	0	15	28	0.95%	0.93%	0	1	30.04%
50	14.965	16.860	208,477	231,658	110	8	15	18	0.95%	0.94%	0	1	8.22%
60	14.716	13.811	198,337	191,458	350	689	14	13	0.92%	0.94%	11	1	4.49%
80	14.894	12.153	210,641	173,742	2,343	27,007	14	9	0.96%	0.97%	2236	1	81.80%
100	13.901	10.931	191,547	145,901	1,720	35,676	13	7	0.94%	0.90%	1612	2	88.92%
120	13.901	9.733	191,547	128,118	1,720	37,941	13	5	0.94%	0.89%	1612	2	88.63%
160	13.901	8.540	191,547	111,533	1,720	28,573	13	3	0.94%	0.88%	1612	2	85.02%
200	13.901	8.525	191,547	115,086	1,720	31,387	13	3	0.94%	0.91%	1612	2	86.29%
240	13.901	7.651	191,547	98,952	1,720	15,041	13	2	0.94%	0.87%	1612	2	72.64%

Table 1: A detailed breakdown of the events and timings for `_213_javac` under the static and adaptive SS collector over a range of initial heap sizes. *Warm-up* is the time, measured in the number of garbage collections, that the adaptivity mechanism required to select its final heap size.

tial heap sizes. Each plot shows results both from a static 60MB allocation and a dynamically changing allocation that begins at 60MB. The left-hand plot shows the results of increasing that allocation to 75MB after 2 billion instructions (2 sec), and the right-hand plot shows the results of shrinking to 45MB after the same length of time.

When the allocation grows, the static collector benefits from the reduced page faulting that occurs at sufficient large initial heap sizes. However, the adaptive collector matches or improves on that performance. Furthermore, the adaptive collector is able to increase its heap size in response to the increased allocation, and reduce the garbage collection overhead suffered when the allocation does not increase.

The qualitative results for a shrinking allocation are similar. The static collector’s performance suffers due to

the paging caused by the reduced allocation. The adaptive collector’s performance suffers much less from the reduced allocation. When the allocation shrinks, the adaptive collector will experience page faulting during the next collection, after which it selects a new, smaller heap size at which it will collect more often.

Notice that when the allocation changes dynamically, the adaptive allocator dominates the static collector: there is no initial heap size at which the static collector matches the performance of the adaptive allocator. Under changing allocations, adaptivity is necessary to avoid excessive collection or paging.

We also observe that there are no results for the adaptive collector for initial heap sizes smaller than 50MB. When the allocation shrinks to 45MB, paging always occurs. The adaptive mechanism responds by shrinking its

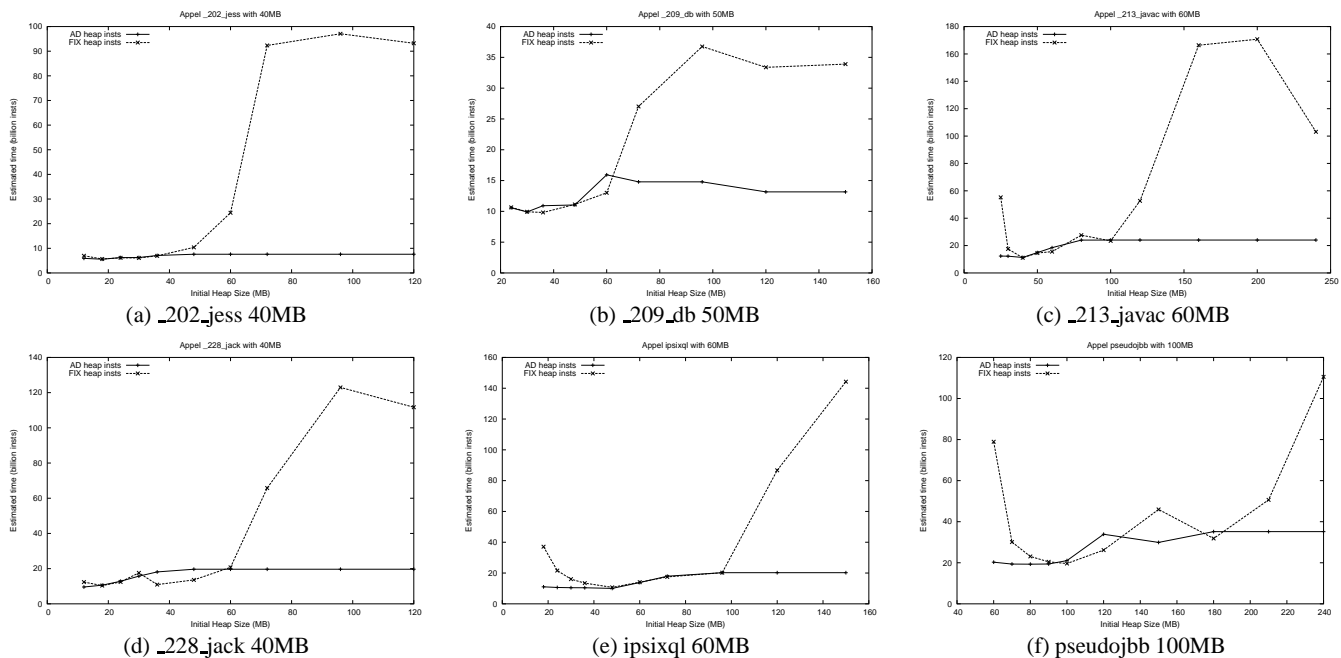


Figure 5: The estimated running time for the static and adaptive Appel collectors for all benchmarks over a range of initial heap sizes.

heap. Unfortunately, it selects a heap size that is smaller than the minimum required to execute the process, and the process ends up aborting. This results from the failure of our linear model, described in Section 3.2, to correlate heap sizes and footprints reliably at such small heap sizes. We believe we can readily address this problem in future work. Since our collectors can already change heap size, we believe that a simple mechanism can grow the heap rather than allowing the process to abort. Such a mechanism will make our collectors even more robust.

6. CONCLUSION AND FUTURE WORK

Garbage collectors are sensitive to heap size and main memory allocation. We present a heap size analysis that applies to different collectors and then show how it applies to the semi-space and Appel collectors. While the underlying collection algorithms require little change to implement our heap size adjustments, our adaptive collectors match or improve upon the performance provided of standard, static collectors in the vast majority of static memory allocation experiments. Running times are often improved by tens of percent and we show some improvements of 90%. For heap sizes that are too large, we drastically reduce paging, and for initial heap sizes that are too small, we avoid excessive garbage collection.

In the presence of dynamically changing allocations, we show that our adaptive collectors strictly dominate the static collectors. Since no single heap size provides ideal performance when allocations change, adaptivity is necessary, and our adaptive algorithm finds a good heap size within 1 or 2 full heap collections.

Our adaptive collectors demonstrate the substantial performance benefits possible with dynamic heap resizing. However, this work only begins exploration in this direc-

tion. We are now bringing our adaptive mechanism to other garbage collection algorithms such as mark-sweep. We also seek to improve the algorithm and avoid the few cases in which it is maladaptive. We are also modifying the Linux kernel to provide the VMM support from Section 4.2, so that we may test this work on a real system. We also want to extend a similar approach to incremental and concurrent collectors. As their mutator and GC phases are heavily mixed, we could use only one histogram to capture the reference pattern of the whole program, and must adjust our model accordingly.

In other research, we are exploring a more fine-grained approach using the collector to assist the VMM with page replacement decisions [12], which we consider to be orthogonal and complementary to adaptive heap sizing. Finally, we are also developing new strategies for the VMM to select allocations intelligently for each process, especially those garbage collected process that can flexibly change their footprint in response. We believe that it will allow the system to handle heavy memory pressure more gracefully.

7. ACKNOWLEDGMENTS

This material is supported in part by the National Science Foundation under grant number CCR-0085792. Emery Berger was supported by NSF CAREER Award number CNS-0347339. Any opinions, findings, conclusions, or recommendations expressed in this material are those of the authors and do not necessarily reflect the views of the NSF. We are grateful to IBM Research for making the Jikes RVM system available under open source terms, and likewise to all those who developed SimpleScalar and Dynamic SimpleScalar and made them similarly available. We also thank Xianglong Huang and Narendran

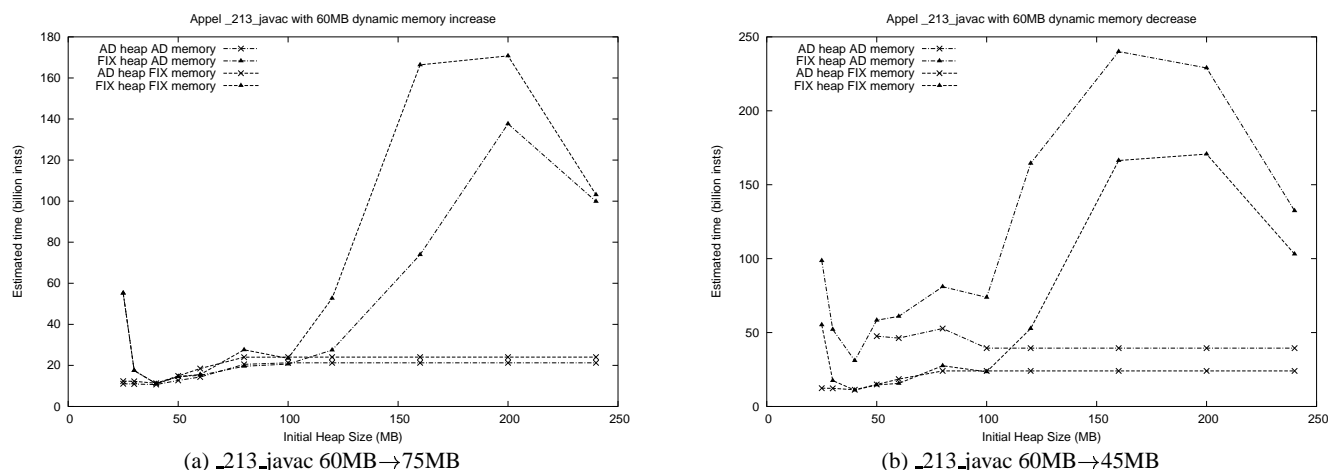


Figure 7: Results of running `_213_javac` under the adaptive Appel collector over a range of initial heap sizes and dynamically varying real memory allocations. During execution, we increase (left-hand plot) or decrease (right-hand plot) the allocation by 15MB after 2 billion instructions.

Sachindran for their joint work in developing the pseudo-adaptive compilation mechanism we use.

8. REFERENCES

- [1] R. Alonso and A. W. Appel. An advisor for flexible working sets. In *Proceedings of the 1990 SIGMETRICS Conference on Measurement and Modeling of Computer Systems*, pages 153–162, Boulder, CO, May 1990.
- [2] B. Alpern, C. R. Attanasio, J. J. Barton, M. G. Burke, P. Cheng, J.-D. Choi, A. Cocchi, S. J. Fink, D. Grove, M. Hind, S. F. Hummel, D. Lieber, V. Litvinov, M. F. Mergen, T. Ngo, V. Sarkar, M. J. Serrano, J. C. Shepherd, S. E. Smith, V. C. Sreedhar, H. Srinivasan, and J. Whaley. The Jalepeño virtual machine. *IBM Systems Journal*, 39(1):211–238, Feb. 2000.
- [3] B. Alpern, C. R. Attanasio, J. J. Barton, A. Cocchi, S. F. Hummel, D. Lieber, T. Ngo, M. Mergen, J. C. Shepherd, and S. Smith. Implementing Jalepeño in Java. In *Proceedings of SIGPLAN 1999 Conference on Object-Oriented Programming, Languages, & Applications*, volume 34(10) of *ACM SIGPLAN Notices*, pages 314–324, Denver, CO, Oct. 1999. ACM Press.
- [4] A. Appel. Simple generational garbage collection and fast allocation. *Software: Practice and Experience*, 19(2):171–183, Feb. 1989.
- [5] O. Babaoglu and D. Ferrari. Two-level replacement decisions in paging stores. *IEEE Transactions on Computers*, C-32(12):1151–1159, Dec. 1983.
- [6] J. A. Barnett. Garbage collection versus swapping. *Operating Systems Review*, 13(3):12–17, 1979.
- [7] BEA WebLogic. Technical white paper—JRockit: Java for the enterprise. http://www.bea.com/content/news_events/white_papers/BEA_JRockit_wp.pdf.
- [8] S. M. Blackburn, P. Cheng, and K. S. McKinley. Oil and Water? High Performance Garbage Collection in Java with MMTk. In *ICSE 2004, 26th International Conference on Software Engineering*, pages 137–146, May 2004.
- [9] H.-J. Boehm and M. Weiser. Garbage collection in an uncooperative environment. *Software: Practice and Experience*, 18(9):807–820, Sept. 1988.
- [10] T. Brecht, E. Arjomandi, C. Li, and H. Pham. Controlling garbage collection and heap growth to reduce the execution time of Java applications. In *Proceedings of the 2001 ACM SIGPLAN Conference on Object-Oriented Programming, Systems, Languages & Applications*, pages 353–366, Tampa, FL, June 2001.
- [11] E. Cooper, S. Nettles, and I. Subramanian. Improving the performance of SML garbage collection using application-specific virtual memory management. In *Conference Record of the 1992 ACM Symposium on Lisp and Functional Programming*, pages 43–52, San Francisco, CA, June 1992.
- [12] M. Hertz, Y. Feng, and E. D. Berger. Page-level cooperative garbage collection. Technical Report TR-04-16, University of Massachusetts, 2004.
- [13] X. Huang, J. E. B. Moss, K. S. McKinley, S. Blackburn, and D. Burger. Dynamic SimpleScalar: Simulating Java Virtual Machines. Technical Report TR-03-03, University of Texas at Austin, Feb. 2003.
- [14] JavaSoft. J2SE 1.5.0 Documentation—Garbage Collector Ergonomics. Available at <http://java.sun.com/j2se/1.5.0/docs/guide/vm/gc-ergonomics.html>.
- [15] S. F. Kaplan, Y. Smaragdakis, and P. R. Wilson. Trace reduction for virtual memory simulations. In *Proceedings of the ACM SIGMETRICS 1999 International Conference on Measurement and Modeling of Computer Systems*, pages 47–58, 1999.
- [16] S. F. Kaplan, Y. Smaragdakis, and P. R. Wilson. Flexible reference trace reduction for VM simulations. *ACM Transactions on Modeling and Computer Simulation (TOMACS)*, 13(1):1–38, Jan. 2003.
- [17] K.-S. Kim and Y. Hsu. Memory system behavior of Java programs: Methodology and analysis. In *Proceedings of the ACM SIGMETRICS 2002 International Conference on Measurement and Modeling of Computer Systems*, volume 28(1), pages 264–274, Santa Clara, CA, June 2000.
- [18] D. A. Moon. Garbage collection in a large LISP system. In *Conference Record of the 1984 ACM Symposium on Lisp and Functional Programming*, pages 235–245, 1984.
- [19] Novell. Documentation: NetWare 6—Optimizing Garbage Collection. Available at <http://www.novell.com/documentation/index.html>.
- [20] Y. Smaragdakis, S. F. Kaplan, and P. R. Wilson. The EELRU adaptive replacement algorithm. *Performance Evaluation*, 53(2):93–123, July 2003.
- [21] P. R. Wilson, S. F. Kaplan, and Y. Smaragdakis. The case for compressed caching in virtual memory systems. In *Proceedings of The 1999 USENIX Annual Technical Conference*, pages 101–116, Monterey, California, June 1999. USENIX Association.
- [22] T. Yang, E. D. Berger, M. Hertz, S. F. Kaplan, and J. E. B. Moss. Autonomic heap sizing: Taking real memory into account. Technical Report TR-04-14, University of Massachusetts, July 2004.